

4-6 PCs



Level 1

# Crypt of the Sun Lord



A1

# CRYPT OF THE SUN LORD

A 5th Edition compatible adventure for four to six 1st level PCs

## CONTENTS

Adventure Background.....	1
Adventure Synopsis.....	1
Adventure Hook.....	1
Rybalkan Peninsula Map.....	2
Part One: Serpent Lake.....	3
The Big Picture.....	3
Enter the Adventurers.....	3
Serpent Lake Map.....	4
Roleplaying Tips.....	5
Part Two: A Short Respite.....	5
Part Three: Into the Ruins.....	7
Adventure Location: Crypt of Sun Lord Ka'Teek.....	7
GM Map.....	8
1. Hallway.....	9
2. Entry Chamber.....	10
3. Burial Chambers: Wolf.....	10
4. Burial Chambers: Wild Boar.....	11
5. Burial Chambers: Elk.....	12
6. Secret Passages.....	12
7. Sun Lord's Attic Chamber.....	13
8. Sun Lord Ka'Teek's Crypt.....	13
Blade of the Sun Lord.....	15
9. Sun Lord Ka'Teek's Treasure Horde.....	16
Part Four: No Rest for the Weary.....	17
A1-Experience Awards.....	17
Klavek Kingdom Map.....	18
VTT Maps.....	19

## CREDITS

**Author:** Jonathan G. Nelson

**Creative Director:** Jonathan G. Nelson

**Cartographer:** Todd Gamble

**Art Director:** Alex Tallon

**Interior Artists:** Jacob Blackmon, Matt Bulahao, Rick Hershey,

**Cover Artist:** Todd Gamble

Jack Holliday, Eric Quigley, Phill Simpson

**Publisher:** Jonathan G. Nelson

**Layout:** Alex Tallon

Special thanks to Tommi Salama for his help.

## AAW GAMES LLC

Jonathan G. Nelson

"Crypt of the Sun Lord" is a 5th Edition compatible adventure designed for four to six 1st level PCs.

This adventure is compliant with the Open Game License (OGL) located on page 20 of this product.

**Product Identity:** The following items are hereby identified as Product Identity, as defined in the Open Game License version 1.0a, Section 1(e), and are not Open Content: All trademarks, registered trademarks, proper names (characters, deities, etc.), dialogue, plots, storylines, locations, characters, artwork, and trade dress. (Elements that have previously been designated as Open Game Content or are in the public domain are not included in this declaration.)

**Open Content:** Except for material designated as Product Identity (see above), the game mechanics of this AAW Games LLC game product are Open Game Content, as defined in the Open Game License version 1.0a Section 1(d). No portion of this work other than the material designated as Open Game Content may be reproduced in any form without written permission.



AAW GAMES LLC  
PO Box #92  
Snoqualmie, WA 98065

AAW Games LLC All Rights Reserved.

AAW Games, the AAW Games logo, and Adventureaweek.com, are registered trademarks of AAW GAMES LLC



## ADVENTURE BACKGROUND

Lord Ka'Teek ruled over the *Ancestor People* from 348-356 and brought about the time of land warming through his worship of the sun. The increased regional temperature encouraged both plant and animal life to flourish, which in turn helped the Ancestor People grow and prosper. After his death, the land again cooled and the Ancestor People built this site as a monument to his greatness. He was buried with his wife in a large chamber filled with the riches that he procured during his short life. Six animals were blessed and sacrificed then placed in chambers adjacent to the Sun Lord to guard over his tomb. The tomb was sealed with a great *Kla'da Stone*, which helped magically conceal the entrance to the tomb from grave robbers. After being constructed, the Crypt of Sun Lord Ka'Teek rested untouched for over a thousand years.

A few months ago three goblin brothers were busy wrestling over a silver piece when they accidentally slammed into a pile of boulders causing a landslide. The landslide loosened the magical *Kla'da stone* revealing the entrance to the Crypt of the Sun Lord.

When the goblins reached the bottom of the hill they spotted the entrance to the crypt and decided to investigate.

The goblins entered the crypt and proceeded down a short hallway into a grand circular chamber. Upon the floor of this chamber was a mural depicting a large sun surrounded by six animals. Atop the sun rested a powerful looking human male and female. The three goblin brothers, Grog, Beek, and Dulug, decided that this was a perfect base of operations for their new raiding group.

## ADVENTURE SYNOPSIS

- The adventurers travel by ship across Serpent Lake with a group of Rybalkan soldiers. They arrive upon the shore next to the Ruins of Ka'Teek to camp for the night.
- As they sleep, a goblin steals a precious keepsake from one of the PCs and disappears into the nearby ruins.
- The PCs pursue and find themselves confronting undead guardians of the Sun Lord while avoiding dangerous traps.
- Hidden within the tomb are many treasures, including the powerful *Blade of Sun Lord Ka'Teek*.
- If the PCs are determined, they shall confront the goblin Grog and retrieve their missing keepsake.

## ADVENTURE HOOK

The goblin Grog steals a precious keepsake from one of the PCs and disappears into the Crypt of Sun Lord Ka'Teek. The adventurers follow only to find numerous traps and undead guardians between themselves and their quarry. Getting the keepsake back will prove more difficult than anticipated.

If you ran A00 - Crow's Rest Island you can skip to Part Two. After their adventure on Crow's Rest Island, the captain sets out again onto the Serpent Lake.



RYBALKA



Overview of RYBALKAN PENINSULA  
in relationship to SERPENT LAKE


GLACIER



Typical  
Rybalkan Miner  
Transport



Burial  
Mound



Hunter's Cabin



DARK WOOD




Mine Loading  
Cavern Entry

Sun Lord  
Ka'Teek's Crypt



Miner Transport  
Fortified Entry

VILLAGE OF  
RYBALKA



Typical Vikmordere Style  
Iron Ore Vessel



RYBALKAN PENINSULA

VILLAGE OF RYBALKA AND ENVIRONS

# PART ONE: SERPENT LAKE

If you are using the Aventyr Campaign Setting please read Part One, otherwise proceed directly to Part Two.



## The Big Picture

The PCs hail from the Klavek Kingdom, the most powerful country in the world.

The kingdom is paying citizens to pack up and relocate to the small fishing of Rybalka. The monarchy has had difficulty convincing citizens to relocate to Rybalka due to its close proximity to Vikmordere territory.

The horrific stories of Vikmordere brutality keep many Klavekians from accepting the relocation offer. Tales persist of frequent raids on the Klavekian lowland towns and villages. All Klavekian children are told frightening bedtime stories of the Vikmordere warriors. The tales speak of demon-like Vikmordere warriors which arrive at nightfall to slay the Klavekians and steal their belongings. They are described as ghostly demons who return to their ships with their loot, only to disappear back into the mountains from which they came. Recently the monarchy has sought out adventurers looking for fame and riches, both of which are promised to be found in Vikmordere lands. The Klavek Kingdom is paying a handsome sum to adventurers brave enough to make the trek. In the past the journey to Rybalka has been plagued by many tragedies. Thus the Klavek Military now personally escorts new potential citizens and adventurers to Rybalka via ship.

Read the following:

*The cold wind bites at your face like an ethereal ogre born from the icy mountain mist and powdery snow. You ride upon a magnificent vessel made of finely carved wood. This ship was crafted by your enemy, the Vikmordere barbarians. The Vikmordere who built this boat most likely died at the hands of Klavekian soldiers in the great battle at Rybalka. The soldiers who fought in that battle were brave and seasoned warriors, like the very men who work tirelessly rowing this enormous vessel ever deeper into the dangerous Vikmordere territory. You are in the Eastern Mountain Region of the Klavek Kingdom, a dangerous expanse of wilderness accessible only by boat via the massive Serpent Lake. Serpent Lake is a vast series of interlocking glacial lakes that stretch as far as the eye can see down the Vikmordere Valley, surrounded on all sides by jagged, blue icy crags topped with a dusty white snow that blows off the inaccessible cliffs and into the forests below.*

*A few years ago the Klavekian monarchy claimed ownership of a small isolated fishing village named Rybalka. The small fishing village of Rybalka, which was once Vikmordere, is on a peninsula that stretches out over Serpent Lake. By ousting the Vikmordere from Rybalka, the Klavekians sought to stop the raids on the towns and villages of the lowland plains. This was a strategic move by the Klavekian monarchy, because by securing Rybalka, the Klavekians also gained ownership over a very profitable iron mine. The Rybalka mine was the primary source for the Vikmordere's ore for tools, weapons, and armor.*

Direct the following text and dialog at the leader of the party, preferably a warrior:

*It was over two weeks ago that you left the safety of your homeland, the central Klavek Kingdom. It had been a rigorous day of training under your mentor at the guild. You were exhausted, but invigorated by the cold air and fresh morning snow. A courier passed by, casually handing you a flier. At first you thought nothing of it and almost tossed it aside, but the courier nodded at you with a knowing smile, so you kept it and ducked into a local establishment to take a closer look.*

*Unfurling the flier, your attention was immediately drawn to the closing of the letter; it had the crest of the Royal Monarchy and was signed by King Tokolvor Klavek XIII! You stopped dead in your tracks after realizing that you held an official invitation from the king of the entire Klavek Kingdom. The invitation granted you and a group of adventuring companions whom you deemed worthy free travel to Rybalka, a remote fishing village on the outskirts of the Klavek Kingdom! Not only this, but by reporting for duty to Mayor Igor Leonid of Rybalka each man or woman would be paid a sum of 100 gold pieces. Given that the Klavek Kingdom was in the middle of a recession, 100 gold was incredibly enticing! On top of this, the letter stated that additional payments would be secured for adventurers willing to take on specific quests for the mayor of Rybalka.*

You may now direct your attention back to the group as a whole:

*That was over two weeks ago and now you are beginning to wonder if accepting the offer was such a good idea. Another cold wave splashes against the side of the enormous Vikmordere raiding vessel and sends a freezing mist spraying into your faces. The vessel rocks slightly and you negotiate with your queasy stomach to determine if you have anything left to donate to the Serpent Lake.*

## ENTER THE ADVENTURERS

The PCs begin the adventure sailing upon a mighty Vikmordere raiding vessel. The vessel and its crew navigate the great Serpent Lake en route to Rybalka. This enormous raiding vessel was taken by the Klavek soldiers after their victorious battle against the Vikmordere in Rybalka. The Vikmordere ship is now used for passenger and cargo transport by the Klavekian soldiers.



KEY



LOCATION OF THE VILLAGE  
OF "RYBALKA"  
RESOURCES: FISHING AND MINING



LAKE EXITS INTO RIVER HERE



# SERPENT LAKE

And Location of the Village of Rybalka



The Vikmordere Vessel upon which you ride is a massive beast, designed and crafted by those deemed “barbarians” by the Klavek Kingdom. Shipbuilding is primarily a Vikmordere specialization characterized by slender and flexible boats, with symmetrical ends with true keel. They are clinker built, which is the overlapping of planks riveted together. They usually have the head of a great serpent protruding from the bow and stern. This particular ship holds all of those characteristic traits, but in addition, the captain proudly displays the Klavek Kingdom flag of two swords crossed and pointed down behind a horizontal wooden Balkmore Shield upon a white and red background. The swords are black, which signifies a time of peace. If a flag with white swords is flown, this signifies that the Klavek Kingdom is at war. The white is meant to represent the magical swords of snow and ice wielded by the Klavek Generals.

### Roleplaying Tips

Take on the personality of the captain in this next stanza by scrunching up your face and walking around the gaming table interacting with the players. Read his lines with an accent of your choice. Whatever you decide on, make sure you remember in case the players encounter him later in the campaign so you are able to reproduce his mannerisms.



#### Read the following:

“They should have named this the Serpent Ocean!” your captain calls above the roaring winter wind. “It takes hours and hours of rowing like this to get across this huge glacial lake and reach Rybalka. Today Mother Nature isn’t a boon; we have a head wind and our work cut out for us! So, you and your friends there ain’t never been out this far eh?”

Have each player describe him or herself and allow them to respond to the captain. Use this opportunity to get them involved playing their characters, establishing a voice or accent, and rolling dice.

### Skill Check

If any of the PCs are in disguise (Elf, Half-Elf or Half-Orc) have them make **Charisma (Deception)** checks against **DC 10** to shield themselves from the xenophobic Klavekians. Remember that PCs using a *Disguise Kit* can add their proficiency bonus to this check.



Continue once the players have finished introducing their characters.

“Just wait until you see Rybalka, what a sight she is. She’s not much but a smattering of wooden cabins and buildings on the lake’s edge, but she’s home to a great many folk... an’ the beautiful land is the reason we’re up here. That and the fact that holdin’ the mine keeps all that iron outta the hands of the damned Vikmordere.” The captain spits some tobacco in the clear lake water and gazes out over the lake like a proud father. “Yes, she’s a beauty alright and she’ll kill ya in a second if ya let your guard down.” With that the captain bursts into an old mining song as the men row their way deeper and deeper into *Vikmordere Territory*.

At this point introduce a NPC from the village that could be returning to Rybalka from a vacation or simply assisting the soldiers and captain in the navigation of their journey. Remember not to give away any secrets the NPC may keep, the PCs just met this character and it may be some time before they relinquish any of their deep dark gossip.

#### Read the following:

You run your hands over the smooth curved edge of the boat as you gently pull yourself to a standing position. The water is so still, it reflects the sky like a mirror making the clouds and blue sky below indiscernible from above. Small ripples from the boat and oars roll over the lake gently rolling away the beautiful illusion. You cannot help but smile at the beauty here. Your eyes catch a circling raptor in the sky above, searching the water for an easy fish to catch in its razor-sharp talons. Scanning the adjacent hillsides you see a thick forest of evergreen trees dotted here and there with gray stones or perhaps the ruins of a once great civilization.

## PART TWO: A SHORT RESPITE

The PCs travel by ship with a group of soldiers across the great Serpent Lake. It is a journey of many days and much physical effort. Everyone has to chip in at some point, as the winds aren’t always favorable and the hunt for food not always easy.

As the sun begins to set behind the travelers on the great lake, the captain orders the soldiers to row for shore to camp for the night.

#### Read the following:

The soldiers row for shore as the sun makes its way down in the sky. The rich, golden orb appears to rest upon the great lake for a moment before seemingly submerging itself partially in the cold water to cool itself from a long hard day of work. The rays cast by the great sphere trickle across the ripples made by the oars so that the hardened soldiers now row in a pink and orange sea, quite vivid when cast against the stoic white of the snow and ice upon the trees and shore. As the vessel approaches land you can make out large white pillars worn and crumbling from ages exposed in the elements. A few white stones can be made out, mostly hidden by overgrown sod and ice encrusted snow.

The soldiers row hard to shore, the captain calls out “Brace yourselves!”, the boat answers by slamming into the shore causing passengers to lurch forward momentarily before the vessel finally comes to rest partially upon the white, snow covered shore. A couple soldiers jump out of the boat and secure ropes to a large white stone pillar from which dangle bright green icy leaves and long clear icicles.

### Skill Check

Have the players roll **Wisdom (Perception)** checks vs. DC 10.



Read the following to those who succeed:

*As you disembark you notice a white door with strange symbols etched upon its surface embedded in the hillside adjacent to the ruins. It stares at you like a menacing white eye in the otherwise earth colored hillside, surrounded by gray boulders which have slid out of the earth over the years of freeze and thaw. There are no footprints in the snow which seems to put you at ease a bit, but there's something unsettling about that door which you can't quite put your finger on.*

Continue reading to the party as a whole:

*"Make camp," says the captain quietly. The soldiers move like they have done this a hundred times before, forming a line from the boat and tossing goods and supplies down the line to the captain who carries them partway up the hill and under a large fir tree which will shelter you from the snow and ice. Before long all the goods are unpacked and you kick back next to a roaring fire while the soldiers laugh, drink, and tell ghost stories. The crackling embers and ashes follow the twisting trails of smoke up into the darkening sky as the last rays of sun disappear behind an ocean of green evergreens topped with white snow.*

The camp is arranged in a fairly simple fashion on a small hill just a short jaunt east from the Ruins of Ka'Teek. Bedrolls and wool blankets litter the area in a circle around the roaring campfire with a couple tents set up for the captain and the NPC from the village.

If the PCs wish to chat with the soldiers, captain or passengers at this point, go ahead and freestyle.

After the PCs engage in some dialog they may bed down for the evening and try and keep warm by the fire. The captain orders two guards to take first watch, after the first two hours these guards will wake another two and so on. After 3 hours have passed a single goblin named Grog sneaks into camp keeping hidden from the guards. He makes his way over to the PCs and steals something valuable. *If you are running the A-Series adventure path the **white feather** obtained at the end of A0: Crow's Rest Island will do nicely, otherwise have Grog steal a signet ring, a holy symbol, or a fighters guild pin.* After snagging the item, Grog takes off down the hill toward the ruins.

The soldiers on watch are busy whittling wood and drinking and only spot the goblin at the last minute, running down the hill and away from camp.

Attempt to startle your players when you scream out "Goblin!" in the following text:

**"Goblin!"**

*You leap up half expecting the sun to be out, but it's still dark and freezing cold outside. You look around and see the soldiers waking up and fumbling through their belongings to get their swords loose from scabbards. A solitary guard has his sword out and is running down the hill away from camp and into the darkness. "Hold!" yells the captain, his voice echoing off into the ruins. He gets up, half dressed with his sword drawn and saunters down the hill towards the soldier. "Never run headfirst into battle when you know not where you run. It could be a trap." He reaches the soldier and you can barely hear their voices above the whisper of the chill wind and barely see them outside the shroud of night. "Calm down and tell us what happened."*

The captain returns to the group and tells everyone to check their belongings to see if anything is missing. At this point decide which character and what special family heirloom was stolen.

When the PCs search their gear tell the appropriate player what has gone missing and how much it means to their character. If this doesn't get the group motivated to search for the goblin and investigate the ruins be sure and spur them on. If they flat out refuse then allow them to progress through the adventure however they wish.

If they do refuse, skip the ruins and introduce an encounter at daybreak with a hungry bear. Be aware that bears hold a special place in Klavekian folklore, the creatures represent good luck and a strong arm in all you do. Killing one without good reason is close to being a crime and the person or people responsible will be shunned and treated with disrespect. The PCs will know this and the players can be told without any roll.

## Combat

Black Bear, CR ½; easy, 100 XP.

## Combat

A bear has been desperately searching for food in the area and attempts to get into one of the PC's rations. The PCs can choose to dispatch the bear in combat, or attempt to scare it off. If they try the latter have many of the guards join in, surrounding the beast and warding it away with their swords.

*Too difficult?* If the bear is too difficult for the PCs feel free to toss a few guards into the fray utilizing standard statistics for level 1 NPC fighters. The captain and ten soldiers may join the PCs if the battle is going poorly, although they definitely won't be part of killing it. Use veteran (mm 350) stats for the Captain.





# PART THREE: INTO THE RUINS

## Crypt of Sun Lord Ka'Teek

**Location:** This site of ruins rests at the southeastern tip of the Rybalkan Peninsula and was named after the great Sun Lord Ka'Teek.

**History:** Lord Ka'Teek ruled over the Ancestor People from 348-356 and brought about the time of land warming through his worship of the sun. The increased regional temperature encouraged both plant and animal life to flourish which in turn helped the Ancestor People grow and prosper. After his death, the land again cooled and the Ancestor People built this site as a monument to his greatness. He was buried with his wife in a large chamber filled with the riches that he procured during his short life. Six animals were blessed and sacrificed then placed in chambers adjacent to the Sun Lord to guard over his tomb. The tomb was sealed with a great Kláda Stone which helped magically conceal the entrance to the tomb from grave robbers.

**Dangers:** Goblins, Traps, Undead

**Lighting:** None, light source required

**Walls:** Old gray crumbling stone etched with small symbols of the sun

**Doors:** Rotted Wood (or stone where noted)

**Mood/Theme:** Ancient, Crumbling, Monument to Hero

Once the PCs decide to investigate the ruins and attempt to retrieve the family heirloom read this:

*You descend the hill and enter the snow covered ruins. Most of the site consists of tall pillars covered in snow, vines and moss, and streaked with black tears from the years of weather and wind digging dirt into its surface only to wash it free again. You shine a torch to and fro as you walk through the piles of white rubble and around the pillars, half expecting a goblin to jump out at any moment. The ruins stretch the length of a few buildings before ending at the strange white stone door in the hillside.*

The PCs may search the area as long as they like but will not find the goblin. There are many footprints in the snow; anyone skilled in tracking or who is of the Druid or Ranger class will notice that there are goblin footprints of varying sizes interspersed with the animal prints.

## Skill Check

The goblin prints lead in all different directions, but if a character can make a successful **Wisdom (Perception) check DC 10** they will find that the most recent prints lead directly to the strange stone door set into the hillside.

## Read the following:

*The stone set in the hillside is quite thick and appears to weigh a substantial amount. It appears that at some point the earth has shifted leaving a small opening which one could squeeze through on one side of the door. The front of the stone is decorated in symmetrical patterns and a large circle with what appears to be flames shooting out and meeting the other lines in the pattern. Thus, you discern that the circle most likely represents the sun although this is only a guess.*

Two soldiers named Hans and Velt will approach before the group enters and offer to guard the exit in case the goblin tries to sneak out. Hans is outgoing and has a thick accent (similar to Russian) and Velt is so drunk he can barely stand.

The PCs may squeeze through the opening and enter the crypt of Sun Lord Ka'Teek.

## GM Note: Lighting

A light source is required for anyone entering the Crypt of the Sun Lord without low-light or dark vision.

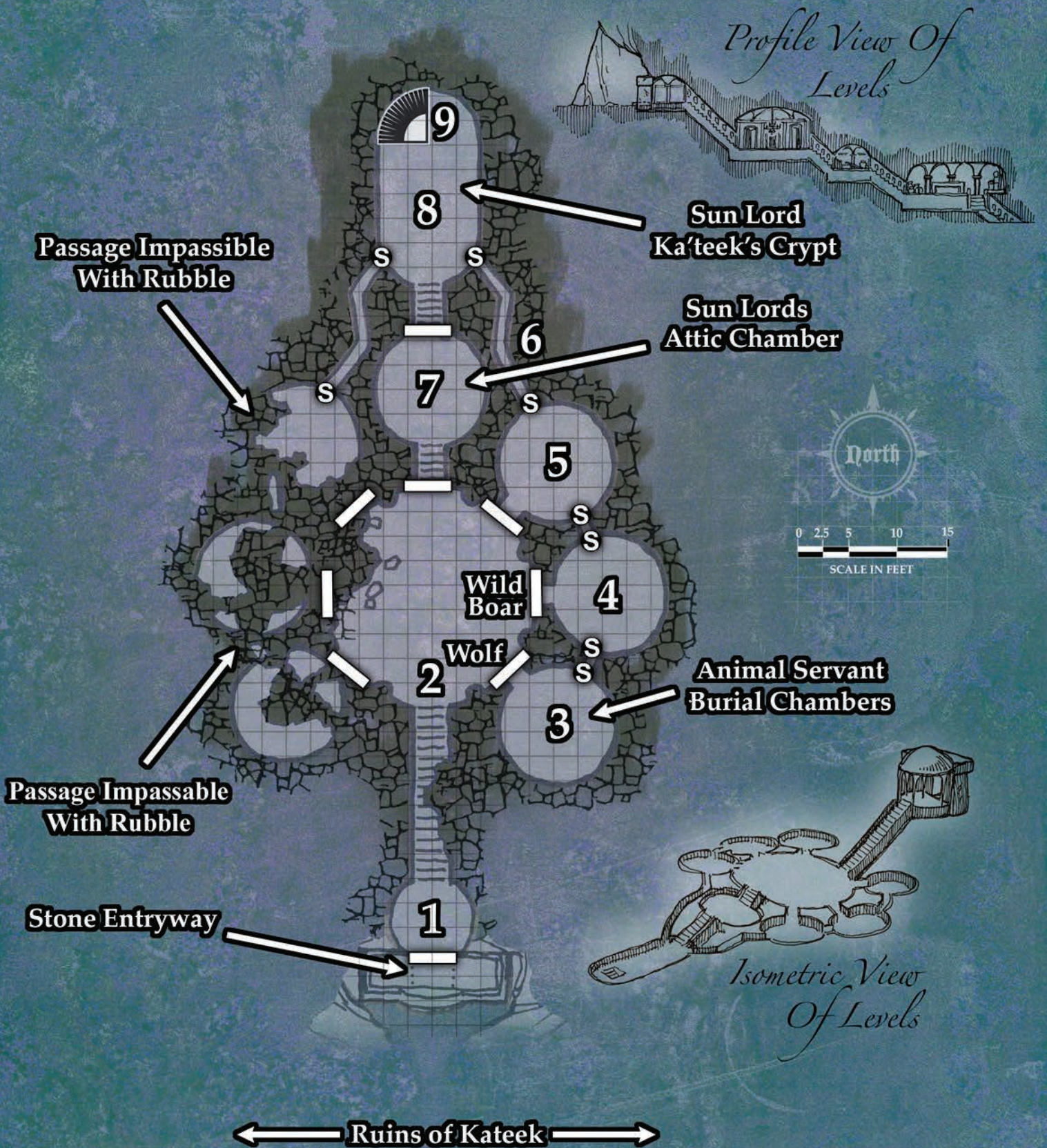
## CRYPT OF SUN LORD KA'TEEK



VIEW OF ENTRANCE STONEMWORK AND DOORWAY



# CRYPT OF SUN LORD KA'TEEK



# 1. HALLWAY

Read the following:

A short hallway extends from the entry and leads down a flight of stairs into the darkness. Halfway down the stairwell the wall and ceiling have collapsed causing a cave in of dirt and rocks piled knee high. You must climb through the rubble to proceed down the corridor, although it looks unstable and you are wary of breaking an ankle or two on such treacherous ground. Caution should possibly be your watchword here.

## Skill Check

**Strength (Athletics) or Dexterity (Acrobatics) DC 12**

**Success** = Safely descend stairs

**Failure** = Trip and fall down stairs (1d4 bludgeoning damage)

Read the following:

Partway down the corridor you notice white bones partially buried amidst the rubble. As you are climbing over the precarious debris a large rock is pushed aside exposing an animal skull, its leering visage seeming to threaten you with jagged teeth from beyond the grave. As you recover from the sight, the scattered bones twitch and begin to whip through the air coalescing into an animated skeletal creature that resembles a huge dog.

The goblins have been coming and going from the crypt for some time now without disturbing this skeletal guardian. When the PCs expose the animal skull it triggers ancient magic which summons forth the spirit of the creature.



## Skill Check

**Movement - Rubble & Debris:** The rubble makes it impossible to move past friendly PCs near the halfway mark on the stairs. The scattered debris makes footing treacherous. PCs must move at 1/4 movement or risk a fall (1d4 bludgeoning damage). A successful Climb DC 15 or Dexterity (Acrobatics) check DC 12 will allow a PC to move at 1/2 speed without the risk of falling.

## Combat

**Location:** The Skeletal Dog may be placed partway down the stairs or in the Entry Chamber (#2 on the map).

**GM Note:** This undead creature is different than the “Wolf Animal Servant” shown in room #3. This Skeletal Dog was Sun Lord Ka’Teek’s close friend. His name was “Dolek” and in life was always at the Sun Lord’s side. When Ka’Teek passed away, the dog refused to leave the crypt thus was sealed and buried forever with his master and best friend.

## Combat

**Skeleton Dog, CR 1; Medium 200 XP.**

### Skeleton Dog

*Medium undead, lawful evil*

**Armor Class** 13 (natural armor)

**Hit Points** 13 (2d8 + 4)

**Speed** 40 ft.

STR	DEX	CON	INT	WIS	CHA
12 (+1)	14 (+2)	15 (+2)	6 (-2)	7 (-2)	8 (-1)

**Damage Vulnerabilities** bludgeoning

**Damage Immunities** poison

**Condition Immunities** exhaustion, poison

**Senses** Darkvision 60 ft., passive Perception 9

**Challenge** 1 (200 XP)

**Loyalty.** The skeleton dog has advantage on an attack roll against a creature if it is within the Crypt of the Sun Lord.

### ACTIONS

**Bite.** *Melee Weapon Attack:* +4 to hit, reach 5 ft., one target. *Hit:* 7 (2d4 + 2) piercing damage. If the target is a creature, it must succeed on a DC 11 Strength saving throw or be knocked prone.

## 2. ENTRY CHAMBER

Once the PCs safely reach the bottom of the stairs an archway beckons them into a large chamber with an elaborate mural. This shows more images of the sun and its worshippers.

### Read the following:

*After descending the stairs and passing through the archway you enter a large circular room with a domed ceiling about 30 feet across. The ceiling appears to have once proudly displayed a detailed mural which now is lined with thousands and cracks and missing plaster. Roots from the trees and plants above burst through the ceiling and into the chamber, dangling clumps of dirt from their web-like root structures.*

*Upon the floor is a highly detailed and colorful mural of a large sun which encompasses almost the entire floor. Around the sun are six animals, each painted before a large wooden door. The animals painted upon the floor to your left are difficult to make out as a cave in has blocked off much that area with rubble and earth. Presumably three doors await buried beneath years of collapsed earth and rock. Directly across from you is a white stone door similar to the entry stone. In front of this door, standing atop the sun mural is a noble looking man with a woman at his side holding his arm. The eyes of the man are two suns staring out at the world and warming it with his gaze. You feel mesmerized and at peace gazing upon the mural and almost forget your purpose in coming here.*

The three doors to the left are inaccessible and would take weeks of digging by the group to unearth them. The majority of the ceiling in that area has completely caved in, burying the rooms in rubble and leaving whatever was once there a mystery.

The middle door on the eastern wall is slightly ajar. If anyone approaches jump to: Location 4.

The NE and SE doors are closed and locked tight. They appear solid and reinforced but upon closer inspection are actually rotted from years of melting snow seeping through the earth and into the crypt.

### Skill Check

#### **Opening the NE & SE Doors:**

A PC can attempt to either pick the locks or break open the doors

Open the door by picking the lock with a **Dexterity check DC 15** or by breaking down the door with a **Strength check DC 12**.

Since the wood is wet, fire will not assist in obtaining access to the locked rooms.

## 3. BURIAL CHAMBERS: WOLF

A large wolf is painted upon the floor before this door. As previously listed this door is locked and shut tight. An alternative means of access lies in the use of the secret passages which run directly behind the animal crypts.

### Read the following:

*Upon entering this room the sound of bones scraping against stone can be heard in the darkness. Suddenly and without warning, a pile of shifting bones vaguely resembling a lone wolf lunges forward from the shadows. The skeleton's bones are cracked in places presumably from years of falling rubble which have demolished the stone sacrificial altar in the middle of this room. Whilst the skeletal dog at the entrance seemed huge in the narrow space, this creature appears positively monstrous! Roaring silently, the skeletal beast bares a set of gnarled sharp fangs and rushes the party!*

### Combat

**Skeleton Wolf, CR 1; Medium 200 XP.**

#### **Skeleton Wolf**

*Medium undead, lawful evil*

**Armor Class** 13 (natural armor)

**Hit Points** 13 (2d8 + 4)

**Speed** 40 ft.

STR	DEX	CON	INT	WIS	CHA
12 (+1)	14 (+2)	15 (+2)	6 (-2)	8 (-1)	5 (-3)

**Damage Vulnerabilities** bludgeoning

**Damage Immunities** poison

**Condition Immunities** exhaustion, poison

**Senses** Darkvision 60 ft., passive Perception 9

**Challenge** 1 (200 XP)

**Loyalty.** The skeleton dog has advantage on an attack roll against a creature if it is within the Crypt of the Sun Lord.

#### **ACTIONS**

**Bite.** *Melee Weapon Attack:* +4 to hit, reach 5 ft., one target. *Hit:* 7 (2d4 + 2) piercing damage. If the target is a creature, it must succeed on a DC 11 Strength saving throw or be knocked prone.

The undead wolf is a servant of the Sun Lord Ka'Teek and is charged with protecting these tombs from invaders.

At the base of the altar in this room is a small wooden chest partially smashed open and buried by rubble from the collapsing ceiling.

### Skill Check

Wisdom (Perception) DC 12

A successful search of the rubble will uncover a treasure chest. It has already been broken open, but whether by the falling rubble or a hasty rogue is difficult to tell. Perhaps the former, because there are some items inside the less-damaged portion and surely even the most inexperienced of thieves wouldn't leave treasure behind...

### Treasure

The chest holds 31 gp, a scroll, and a rotten dog collar with a silver plated steel clasp fashioned in the shape of a wolf head. The scroll tells a fragmented story of the Sun Lord Ka'Teek which the GM can paraphrase using the text above.

## 4. BURIAL CHAMBERS: WILD BOAR

The faint smell of smoke and a recently cooked meal is noticeable when approaching this door. The image of a wild boar is painted directly in front of this door.

The three goblins quickly hide; Beek presses himself up against the wall behind the door, Dulug takes refuge behind the sacrificial altar, and Grog ducks behind a pile of rubble. Directly behind the rubble is a secret passage leading out of this room and connecting the three eastern rooms, Grog will use this as a last resort to escape should the need arise.

The goblins have prepared 2 traps for invaders knowing full well that their raiding activities would eventually gain them enemies. Each of these traps is designed to disable a single intruder and block the advance of additional foes.

### Door Trap\*

Wisdom (Perception) DC 17

Dexterity check DC 14 disables. Dexterity saving throw DC 14 avoids, 1d6 bludgeoning damage.

Dulug who is good with tools has devised an ingenious set of pulleys with rope that attaches to the door and some rubble on the ceiling directly overhead. The ropes are wound in such a way that opening the door will cause the unstable ceiling above to cave in upon the first person stepping through the door and hopefully block any additional invaders standing outside.

*Note: Damage applies only to the PC opening the door. It will take the other PCs 1 round each to traverse the rubble pile and enter the room. The goblins will use this time to their advantage.*

### Pit Trap\*\*

Wisdom (Perception) DC 17

Dexterity check DC 14 disables. Dexterity Saving throw DC 14 avoids 10 ft. fall, 2d6 bludgeoning damage.

Beek spent the past 3 weeks digging and then concealing this hole in the floor. It's located just a few steps into the room in the direction of the sacrificial altar and concealed with a tightly drawn blanket sprinkled with dirt and light rubble.

(\*Door Trap triggered if not found/disabled.)

Read the following:

*Three steps descend from the entryway into the room and lead directly to a sacrificial altar carved with the symbol of the sun. Upon the altar rests the skeleton of a giant boar which is covered in thick dust and cobwebs. There is a small campfire smoldering in the corner next to which rests a walking stick and a half eaten rabbit. There are some filthy blankets and animal hides piled in another corner and feces and urine in yet another. A large pile of rubble rests against the northeast corner presumably collapsed from the years of pressure by the roots above. The rubble obscures the view of this corner of the room.*

If the PCs descend the stairs, (\*\*Pit Trap triggered if not found/disabled.) the goblins will spring forth from their hiding places and attack!

### Combat

**Special:** Grog is tougher than his brothers

**Strategy:** As soon as the PCs enter the room and spring the pit trap, the 3 goblins attack in unison with ranged weapons. If the PCs draw close to any of the goblins they drop the ranged weapons and attack with melee weapons. The goblins will flee if reduced to 1/2 HP or less. *The goal is to keep Grog alive so the PCs have a target to lure them through the ruins.*

\*At the first sign of physical danger **Grog** will duck behind the rubble and take refuge in the secret passages. He will then make his way to the Sun Lord's crypt where he will wait in hiding just inside the secret door. Grog hopes that the PCs will injure themselves and expose valuable treasure at which point he will charge in to attack. At the very least he plans on backtracking to make his escape to the outside world as soon as the party turns their backs.

### Combat

(3) **Goblins (Grog, CR ½) and (2) Goblins, CR ¼; Deadly, 400 XP. See the official entry for full goblin statistics.**

## Grog

Small humanoid (goblinoid), neutral evil

**Armor Class** 15 (leather armor, shield)

**Hit Points** 11 (2d6 + 4)

**Speed** 30 ft.

STR	DEX	CON	INT	WIS	CHA
10 (+0)	14 (+2)	14 (+2)	10 (+0)	8 (-1)	8 (-1)

**Skills** Stealth +6

**Senses** Darkvision 60 ft., passive Perception 9

**Languages** Common, Goblin

**Challenge** 1/2 (100 XP)

*Nimble Escape.* The goblin can take the Disengage or Hide action as a bonus action on each of its turns.

### ACTIONS

**Scimitar.** *Melee Weapon Attack:* +4 to hit, reach 5 ft., one target. *Hit:* 5 (1d6 + 2) slashing damage.

**Shortbow.** *Ranged Weapon Attack:* +4 to hit, range 80/320 ft., one target. *Hit:* 5 (1d6 + 2) piercing damage.

**Equipment:** Grog carries a mishmash of loot found exploring the tomb. 20' rope, caltrops (20), darts (10), human eyeball, Larbleswitch (pet rat), leather armor, rancid trail rations, sewing needle set.



## 5. BURIAL CHAMBERS: ELK

A noble elk is painted upon the floor before the door to this room. As previously listed this door is locked and shut tight, locked and requires the door to be broken or the lock to be picked (as detailed in Area 2). An alternative means of access lies in the use of the secret passages which run directly behind the animal crypts.

Read the following:

*You push open the door and a cold gust of air rushes out like a ghost trying to escape its crypt. A stone sacrificial altar carved with the symbol of the sun sits towards the back of the room. Upon the altar rest the remains of a large elk complete with an enormous rack of horns. Three steps descend into what is now a partially flooded chamber, the top of the water is iced over giving the appearance of a glass floor.*

The elk is not undead.

### Skill Check

If a thorough search on the skeletal remains is performed a small gold amulet fashioned into a symbol of the sun can be found hanging on the horns. The amulet is worth 15 gp on the standard market or 100-300 gp to a local historical collector. This amulet is needed to open the door to room #7.

**Wisdom (Perception) check vs. DC 15**

**Success:** "A glint of gold catches your eye. It seems to come from the bones atop the altar. A closer inspection reveals an amulet of deep gold, a sun emblem with 16 rays coming from it, much like the directions of the eight winds and the eight half-winds".

## 6. SECRET PASSAGES

These secret passages were built for the Sun Lord in the afterlife. The Ancestor People wanted Sun Lord Ka'Teek to have an alternative way to reach his animal servants should the domed chamber collapse. The domed chamber itself has actually held up quite well despite years of abuse from shifting earth and invasive tree roots. The secret passages suffered a few cave-ins which cut off the previously circular route through the crypt.

### Skill Check

The entrance to each secret passage is perfectly hidden and further disguised with magic.

**Wisdom (Perception) or Intelligence (Investigation) check vs. DC 20**

Certain sections of the passages have been blocked with fallen rubble (as shown on the map). These areas are extremely dangerous and any digging or moving of rocks will cause a cave-in dealing **2d6 damage** to whomever is within a **20 foot radius of the collapse and has a 40% chance of burying the PC alive**. The PC can be **dug out in 1d4 rounds during which time they take 1d2 crushing damage per round**.

If the PCs have already been to area 4, the goblin brother **Grog** might be hiding in the darkness of one of the secret passages. Grog will only attack the PCs in these passages if he has an ideal opportunity to do so without risking his own life in the process. Grog will continue to flee through the passages from the PCs until he either escapes the crypt or can surprise the PCs while they are involved in combat.

## 7. SUN LORD'S ATTIC CHAMBER

The door to this room is made of solid stone and identical to the Klada Stone at the crypt entrance. It weighs a lot, yet can be physically pushed and held aside by a person strong enough. A portcullis trap waits just inside the doorway to room #7 which will either skewer or trap whoever decides to enter once the door is held.

A safer way exists to enter this area of the crypt: There is a small circular depression in the center of the stone. The golden amulet from room #5 fits perfectly into this depression. Once the amulet is inserted the door automatically rolls into the wall. The portcullis trap is also disarmed so that the PCs may safely pass into the inner sanctum.

### Skill Check

If the PCs decide to try and push the door aside it will require a **Strength check DC 15** to open.

Once the door is opened and the first PC enters:

### Portcullis Trap

Wisdom (Perception) DC 17

Dexterity check DC 12 disables the trap. +7 to hit one target, 1d10 piercing damage.

**Note:** Damage applies only to those underneath the portcullis. Portcullis blocks passageway. Trap trigger if found can raise and reset the portcullis, or a **Strength Check DC 14** can lift and hold the gate.

A set of stairs leads down and into the Sun Lord's Attic.

Read the following:

*This small antechamber has a rotted wooden bench on either side of the room with the mosaic of the sun inlaid with yellow stones upon the floor. A decorative chandelier made from clear crystals hangs above dangling from a rusty chain and covered in moss and black lichen. The chandelier flickers, imbued with a faint magical light seemingly at the end of its life.*

The center of the yellow stones is supported by slender boards long since rotted (and designed to do so over time). If any weight is applied to the stones the center of the floor will collapse into a pit trap.


### Camouflaged Trap

Wisdom (Perception) DC 15

Dexterity Saving throw DC 12 avoids 10 ft. fall, 1d6 bludgeoning damage.

## 8. SUN LORD KA'TEEK'S CRYPT

Surprisingly the final door to the Sun Lord's crypt is unlocked and devoid of traps. The door to the crypt is made of stone yet lighter than the other two and engraved with a highly detailed and painted image of the setting sun.



Read the following:

*Although made of white stone and similar to the other two doors you are surprised to find this door quite light and devoid of locks or traps. The door slides easily into the wall revealing a short jaunt of stairs before opening up into a dark crypt beyond.*

*Four skeletal warriors stand in this room, one in each corner. They stand like statues, adorned with torn chain mail shirts marked with a symbol of the sun. Each tightly grasps an ancient longsword, point down against the old dusty stone tile floor.*

*This room is much larger than the domed entry room of the crypt proper, decorated on all walls with carved suns painted yellow and the floor inlaid with yellow stones which make up a great sun which fills the entire room. A white and yellow marble slab is laid in the dead center of the room directly above the center of the mosaic sun, the slab is decorated with suns made of pure gold. Atop the marble slab rests the skeleton of a human, his clothing and flesh long since rotted away. He grasps a powerful looking blade engraved with 3 runes shaped like blazing stars which glows with a faint light illuminating and casting eerie shadows of his skeleton which dance upon the walls.*



### Crypt of Sun Lord Ka'Teek

This is the final resting place of the great Sun Lord Ka'Teek of the Ancestor People. Laid to rest here almost one thousand years ago.

**The four skeletons only move if provoked or if the Blade of the Sun Lord is touched by anyone other than the Sun Lord Ka'Teek.**

Sun Lord Ka'Teek's body has been reduced to a crumbling skeleton grasping the Blade of the Sun Lord which glows with a faint light. He rests upon a slab of bright white and yellow marble decorated with suns made of pure gold. Thieves will have a hard time prying off the gold suns (**Strength check DC 12** or **Dexterity (Sleight of Hand) check DC 14**) as they are protected by strong wards which cause lightning damage of 1d4+4 if they are touched or physically manipulated in any way. Once removed they no longer deal damage.

The Sun Lord's wife rests directly at his side, her arm wrapped around his. The skeleton is not undead as the Sun Lord passed into the afterlife at peace with himself, his people, and the land. **If the PCs take his sword they trigger a trap** which launches a spear from a concealed hole on the marble slab.

### The Goblin Grog

If Grog survived and escaped during the last battle he will be hiding just inside the secret passage in the eastern wall of the room. He waits in hiding until an opportunity arises to either escape the PCs or attack them when they are down. Grog covets the Blade of the Sun Lord but thus far has chickened out at each attempt to steal it. He fears that the Sun Lord Ka'Teek will rise up and kill him. If the PCs make it easy for him to sneak in and snatch it (by falling for the trap and dropping the blade) then he will surely take it!

### Spear Trap

(hidden in altar)

Trap Protects the Blade of the Sun Lord

Wisdom (Perception) DC 18

Dexterity check DC 12 disables, +4 to hit against one target, 1d8 piercing damage.

**NOTE:** If the Blade of the Sun Lord is touched by anyone read the following:

*Four skeletal figures garbed in torn chain shirts with the symbol of the sun emblazoned upon them step forward from every corner of the room. Each warrior grasps an ancient steel blade and one by one they begin to march forward.*





## Combat

(4) Skeletons, CR ¼; Deadly 400 XP. See the official entry for full skeleton statistics.



## Blade of the Sun Lord

*Unique magic item, requires attunement*

**Lore:** The Blade of the Sun Lord was forged in the year 350 for the great Sun Lord Ka'Teek. Ka'Teek ruled over the "Ancestor People" from 348-356 and brought about the time of land warming through his worship of the sun. The increased regional temperature encouraged both plant and animal life to flourish which in turn helped the Ancestor People grow and prosper.

The blade is lined with three sun runes which radiate magic when a detect magic spell is cast upon the sword. The hilt is made from a black stone which seems to absorb sunlight during the day, and becomes warm to the touch at night when the blade is glowing.

**Fact:** The Blade of the Sun Lord is considered a +1 *longsword* that is treated as a shortsword in terms of weight and size.

This blade bonds with an owner of good alignment after being attuned for one week. Once attuned, the blade will always attempt to return to its owner if lost or stolen. It will fall off wagons, slip out of sheaths, and find anyway possible to return. If the owner of the blade commits a single evil act



the blade will abandon its owner in search of a more suitable candidate. The bond is severed with the owner's death.

If the blade is wielded by an evil character it crumbles to dust once exposed to direct sunlight. An evil character will know after 1hr of an attempted attunement that it will not benefit from this weapon and becomes ill and sickly upon holding it.

Characters level 1-6 which wield this blade obtain only the +1 bonus associated with it and none of the abilities. Once a character reaches 7th level or is attuned for an entire solar year, they become worthy of the Sun Lord's power and the full potential of the blade is unlocked.

## Sun Lord Powers

(usable only after reaching level 7 or a year of attunement)

The three images of the sun on the blade are the stored power for the special functions and therefore it has a total of 3 available charges.

Using the Command Word "sol" will produce *daylight* radiance and will use **one** engraved sun.

Using the Command Word "dheur" will cause the weapon to grant advantage on attack rolls with this blade against undead, and will also use **one** engraved sun.

Using the Command Word "ra" will send a ray of *Searing Light* per the spell and will also use **two** engraved suns.

Sun inscriptions refresh upon a new owner's acquisition of the blade or at the rate of one every day.



## Skill Check

A secret compartment on the floor designed to blend in with the rest of the stones can be found with a successful **Wisdom (Perception) vs. DC 16**.

The secret door is located near the back section of the crypt. This compartment pulls back and reveals a set of stone stairs which spiral down into tight quarters below- the Sun Lord's treasure horde in area #9.



## 9. SUN LORD KA'TEEK'S TREASURE HORDE

Read the following:

The stairs spiral down into very tight quarters which twist down 2 flights before emptying into a 10' x 40' long dark chamber. The bricks which comprise this room are chiseled from an opaque black stone which make it very difficult to see, even with light. Sconces along the wall hold rotted torches and two green vases are set back on stone recesses on either side of the room. You can just barely make out a couple treasure chests against the back wall of the room amidst a pile of swords and armor.

After getting about halfway across the room you hear the sound of stone grinding against stone. Turning around you see that a hidden door in the wall has opened and out march skeletons armed, armored, and branded with the symbol of the sun. They begin to march towards you, intent on dispatching the intruders.

### Combat



(4) Skeletons, cr ¼; Deadly 400 XP. See the official entry for full skeleton statistics.

### Treasure



The two treasure chests are empty and actually a ruse designed to lure grave robbers into a dead end so that the Sun Lord's personal guardians may slay them. The swords and armor piled in the back of the room are badly rusted and of no use.

The 2 green vases were once enemies of the Sun Lord who were magically transformed into works of art by a powerful sorcerer and granted to the Sun Lord as a gift. The green vases are Trolls who have been trapped in this form for over 1000 years. A *dispel magic* (DC 15) will destroy the aging curse and free the creatures. If freed from their prison they take ghostly form and will thank the PCs before whispering away. If the PCs let them go they may come to their aid at some point in the future.

Within the secret room from which the skeletons emerged rests the Sun Lord Ka'Teek's treasure horde. **212 gp, 230 sp, 4 crude gems** (worth 10 gp each), and 4 *potions of healing*.



## Skill Check

Wisdom (Perception) vs. DC 18

**Success** = There is a loose stone in the wall behind the treasure horde. Once the stone is removed a small ring will tumble out of the hole and onto the floor. The ring is a gold & silver Life Ring engraved with a sun, star, and moon.

## Life Ring

*rare magic item*

**Lore:** Long ago these Life Rings were created by a Priest of the Heavens as a gift for Sun Lord Ka'Teek and his followers. Little else is known regarding their history.

**Fact:** When a **Life Ring** is worn it bestows 20 temporary hit points on the wearer. When the 20 temporary hit points are expended the ring is drained of all magic and will no longer function nor be detected as magical.

# A1 - EXPERIENCE AWARDS

If the PCs fight every enemy they will be awarded a total of 1100 experience. This is not enough to level up (assuming a party of 4), however, defeating or surviving the traps, good roleplay, and some suggestions below should grant your players enough experience to make it to second level. If your party skipped some encounters, feel free to award experience as suggested below if you would like them to level up. If you prefer to use the Milestone method of leveling up, the PCs level up at the end of this adventure.

- 100 - Retrieving the family heirloom the goblin Grog stole
- 100 - Finding the loose stone in secret treasure horde under Lord Ka'Teek's Crypt
- 400 - Retrieving the Blade of the Sun Lord
- 100 each - Support Roles: Cartographer (map-maker), Treasure Keeper, Adventure Log, Time Keeper/Initiative Tracker
- 100-300 each - Role-Playing experience (varies depending on if player role-played and/or altered their voice/accents)
- CR experience - (Combat, Trap Removal, etc.)
- Any additional awards you feel are appropriate

## PART FOUR: NO REST FOR THE WEARY

After exploring the Crypt of Sun Lord Ka'Teek the group will return to the safety of the soldier camp outside. The soldiers will press the group for details regarding their exploration of the crypt. Most of the soldiers will be very impressed if the group explored the entire crypt and fought the undead and goblins within. The recant of this tale to any Rybalkan Klavek soldiers in the future will grant the PCs advantage on any kind of diplomacy or negotiation checks.

Read this text aloud when the group seems ready to move on:

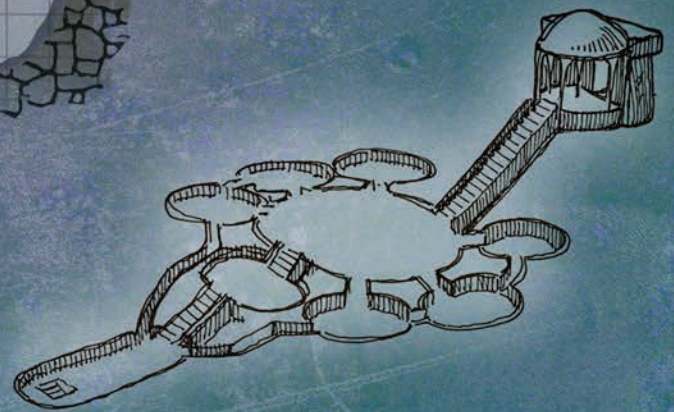

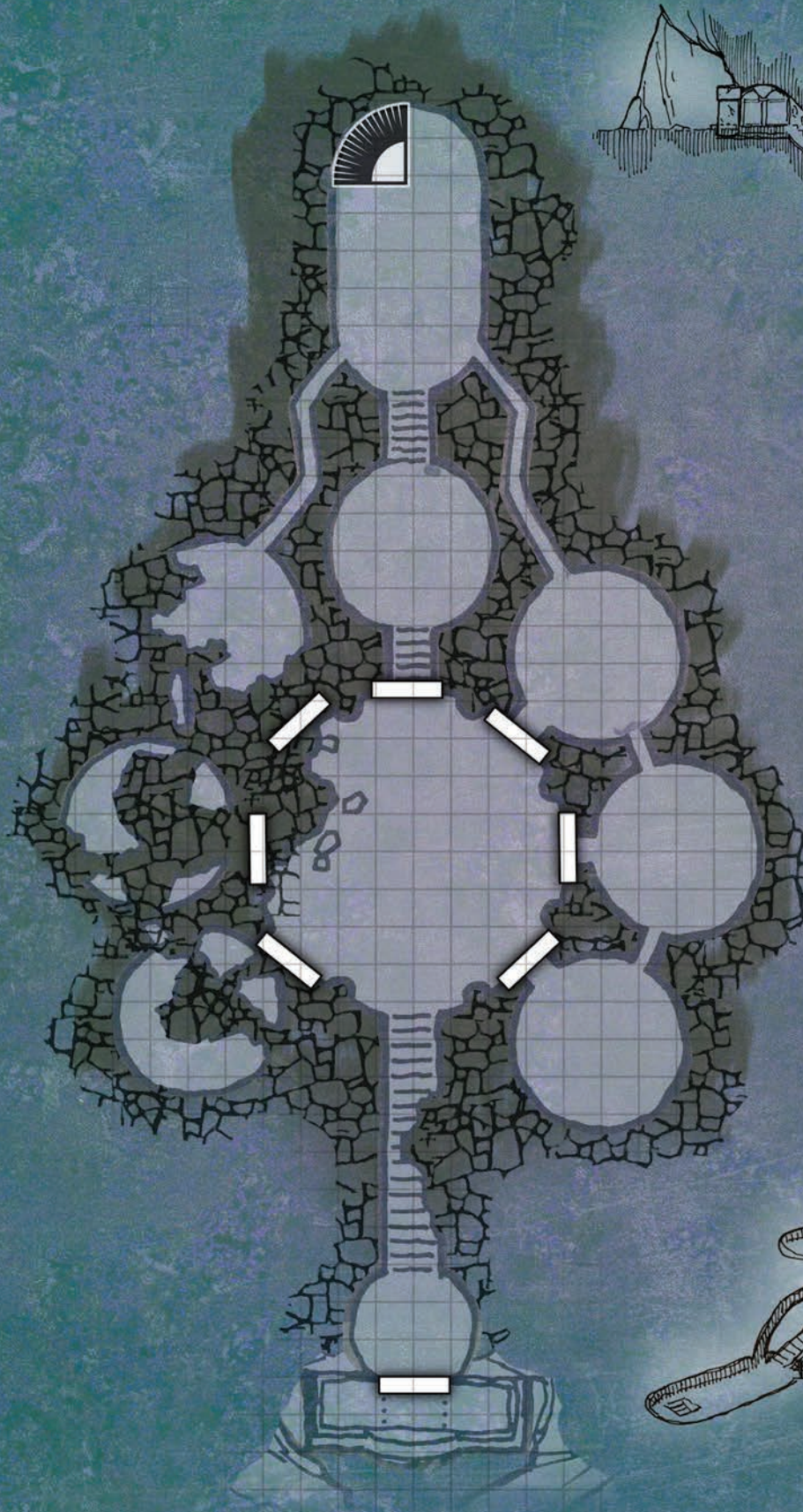
*A wet heavy fog rests over the encampment and reaches its arms out over the lake. As you try to see your way and gather your belongings the sun sends the first rays of daylight over the mountains. The sun pierces through the thick layer of fog driving it back into the shadowy forest. This reveals a glistening lake spotted with tiny bugs which quickly become food to a plethora of leaping fish. The soldiers rush to load the Vikmordere vessel so they may have a chance at catching a fish before the captain gives the order to move out. The guards fumble for their fishing poles and begin to run their line. Here comes the captain, looks like they might have to wait for breakfast.*

*The captain gives the order to move out and thus the ship rows away from the Ruins of the Sun Lord Ka'Teek and off towards the village of Rybalka. Though not before the men stop for a few minutes to catch some trout!*



# Klavek Kingdom







## OPEN GAMING LICENSE

**Designation of Product Identity:** The following items are hereby designated as Product Identity as provided in section 1(e) of the Open Game License: Any and all material or content that could be claimed as Product Identity pursuant to section 1(e), below, is hereby claimed as product identity, including but not limited to: 1. The name “AdventureAWeek.com” as well as all logos and identifying marks of AAW Games, LLC, including but not limited to the AdventureAWeek.com logo as well as the trade dress of AAW Games products; 2. The product name “Aventyr,” as well as any and all AAW Games product names referenced in the work; 3. All artwork, illustration, graphic design, maps, and cartography, including any text contained within such artwork, illustration, maps or cartography; 4. The proper names, personality, descriptions and/or motivations of all artifacts, characters, races, countries, geographic locations, plane or planes of existence, gods, deities, events, magic items, organizations and/or groups unique to this book, but not their stat blocks or other game mechanic descriptions (if any), and also excluding any such names when they are included in monster, spell or feat names. 5. Any other content previously designated as Product Identity is hereby designated as Product Identity and is used with permission and/or pursuant to license.

This printing is done under version 1.0a of the Open Game License, below.

**Notice of Open Game Content:** This product contains Open Game Content, as defined in the Open Game License, below. Open Game Content may only be Used under and in terms of the Open Game License.

**Designation of Open Game Content:** All text within this product—excluding any text on the inside or outside of the front or back cover or on the Credits page—is hereby designated as Open Game Content, subject to the Product Identity designation included in this Legal Appendix.

**Use of Content from Aventyr Campaign Setting:** This product contains or references content from the Aventyr Campaign Setting and/or other publications by AAW Games. Such content is used by permission and an abbreviated Section 15 entry has been approved.

OPEN GAME LICENSE Version 1.0a The following text is the property of Wizards of the Coast, Inc. and is Copyright 2000 Wizards of the Coast, Inc.

1. **Definitions:** (a) “Contributors” means the copyright and/or trademark owners who have contributed Open Game Content; (b) “Derivative Material” means copyrighted material including derivative works and translations (including into other computer languages), potation, modification, correction, addition, extension, upgrade, improvement, compilation, abridgment or other form in which an existing work may be recast, transformed or adapted; (c) “Distribute” means to reproduce, license, rent, lease, sell, broadcast, publicly

display, transmit or otherwise distribute; (d) “Open Game Content” means the game mechanic and includes the methods, procedures, processes and routines to the extent such content does not embody the Product Identity and is an enhancement over the prior art and any additional content clearly identified as Open Game Content by the Contributor, and means any work covered by this License, including translations and derivative works under copyright law, but specifically excludes Product Identity; (e) “Product Identity” means product and product line names, logos and identifying marks including trade dress; artifacts; creatures; characters; stories, storylines, plots, thematic elements, dialogue, incidents, language, artwork, symbols, designs, depictions, likenesses, formats, poses, concepts, themes and graphic, photographic and other visual or audio representations; names and descriptions of characters, spells, enchantments, personalities, teams, personas, likenesses and special abilities; places, locations, environments, creatures, equipment, magical or supernatural abilities or effects, logos, symbols, or graphic designs; and any other trademark or registered trademark clearly identified as Product identity by the owner of the Product Identity, and which specifically excludes the Open Game Content; (f) “Trademark” means the logos, names, mark, sign, motto, designs that are used by a Contributor to identify itself or its products or the associated products contributed to the Open Game License by the Contributor; (g) “Use”, “Used” or “Using” means to use, Distribute, copy, edit, format, modify, translate and otherwise create Derivative Material of Open Game Content; (h) “You” or “Your” means the licensee in terms of this agreement.

2. **The License:** This License applies to any Open Game Content that contains a notice indicating that the Open Game Content may only be Used under and in terms of this License. You must affix such a notice to any Open Game Content that you Use. No terms may be added to or subtracted from this License except as described by the License itself. No other terms or conditions may be applied to any Open Game Content distributed using this License.

3. **Offer and Acceptance:** By Using the Open Game Content You indicate Your acceptance of the terms of this License.

4. **Grant and Consideration:** In consideration for agreeing to use this License, the Contributors grant You a perpetual, worldwide, royalty-free, non-exclusive license with the exact terms of this License to Use, the Open Game Content.

5. **Representation of Authority to Contribute:** If You are contributing original material as Open Game Content, You represent that Your Contributions are Your original creation and/or You have sufficient rights to grant the rights conveyed by this License.

6. **Notice of License Copyright:** You must update the COPYRIGHT NOTICE portion of this License to include the exact text of the COPYRIGHT NOTICE of any Open Game Content You are copying, modifying or distributing, and You must add the title, the copyright date, and the copyright holder’s name to the COPYRIGHT NOTICE of any original Open Game Content you Distribute.

7. **Use of Product Identity:** You agree not to Use any Product Identity, including as an indication as to compatibility, except as expressly licensed in another, independent Agreement with the owner of each element of that Product Identity. You agree not to indicate compatibility or co-adaptability with any Trademark or Registered Trademark in conjunction with a work containing Open Game Content except as expressly licensed in another, independent Agreement with the owner of such Trademark or Registered Trademark.

The use of any Product Identity in Open Game Content does not constitute a challenge to the ownership of that Product Identity. The owner of any Product Identity used in Open Game Content shall retain all rights, title and interest in and to that Product Identity.

8. **Identification:** If you distribute Open Game Content You must which portions of the work that you are distributing are Open Game Content.

9. **Updating the License:** Wizards or its designated Agents may publish updated versions of this License. You may use any authorized version of this License to copy, modify and distribute any Open Game Content originally distributed under any version of this License.

10. **Copy of this License:** You MUST include a copy of this License with every copy of the Open Game Content You Distribute.

11. **Use of Contributor Credits:** You may not market or advertise the Open Game Content using the name of any Contributor unless You have written permission from the Contributor to do so.

12. **Inability to Comply:** If it is impossible for You to comply with any of the terms of this License with respect to some or all of the Open Game Content due to statute, judicial order, or governmental regulation then You may not Use any Open Game Material so affected.

13. **Termination:** This License will terminate automatically if You fail to comply with all terms herein and fail to cure such breach within 30 days of becoming aware of the breach. All sublicenses shall survive the termination of this License.

14. **Reformation:** If any provision of this License is held to be unenforceable, such provision shall be reformed only to the extent necessary to make it enforceable.

## 15. COPYRIGHT NOTICE

Open Game License v 1.0a Copyright 2000, Wizards of the Coast, Inc.

System Reference Document Copyright 2000. Wizards of the Coast, Inc; Authors Jonathan Tweet, Monte Cook, Skip Williams, based on material by E. Gary Gygax and Dave Arneson.

Pathfinder RPG Core Rulebook Copyright 2009, Paizo Publishing, LLC; Author: Jason Bulmahn, based on material by Jonathan Tweet, Monte Cook, and Skip Williams.

Crypt of the Sun Lord, Copyright 2015, AAW Games, Author Jonathan G. Nelson



A 5th Edition compatible adventure for four to six 1st level PCs

The adventurers travel across Serpent Lake with a group of Rybalkan soldiers. The group camps for the night adjacent to the ruins of Ka'Teek. As they sleep a goblin steals a precious keepsake from one of the PCs and disappears into the ruins. The party pursues and finds themselves confronting undead guardians of the Sun Lord while avoiding dangerous traps.

*Will the PCs find the goblin and retrieve their precious keepsake or stumble upon something much more sinister?*

**Also included in “Crypt of the Sun Lord”:**

- The first adventure ever launched on Adventureaweek.com
- Exclusive locations in the Aventyr Campaign Setting fleshed out in great detail and accompanied with high resolution maps
- Maps and Illustrations by 3x ENnie Award winning Cartographer Todd Gamble
- The Life Ring, a new magical item which bestows the wearer with extra HP
- A new minor artifact with hidden powers which unlock as the PCs increase in level